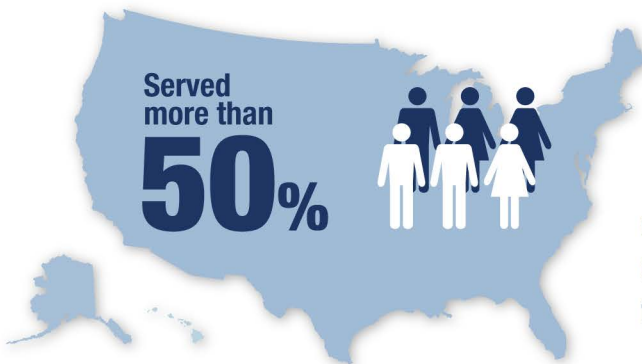


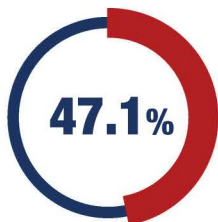
HRSA'S RYAN WHITE HIV/AIDS PROGRAM

BY THE NUMBERS: 2018

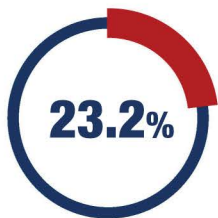
Served **533,758** clients in 2018



73.7% of clients were racial/ethnic minorities**



of clients identified as **Black/African American**



of clients identified as **Hispanic/Latino**

46.1% of clients were aged 50 years and older



61.3% of clients were living at or below 100% of the Federal Poverty Level

*Viral suppression is based on data for people with HIV who had at least one outpatient ambulatory health services visit and at least one viral load test during the measurement year and whose most recent viral load test result was less than 200 copies/mL.

**Clients self-identified as 26.3% White and less than 2% each American Indian/Alaska Native, Asian, Native Hawaiian/Pacific Islander, and persons of multiple races. Hispanics/Latinos can be of any race.

Data sourced from [2018 Ryan White HIV/AIDS Program Annual Client-Level Data Report](#).